



USAID
FROM THE AMERICAN PEOPLE

Read Liberia Activity Kindergarten

Student Activity Book



Printed and Made Free by USAID for the Ministry of Education.
Property of the Ministry of Education, NOT TO BE SOLD.

The Alphabet

Aa Bb Cc Dd

Ee Ff Gg Hh

Ii Jj Kk Ll

Mm Nn Oo

Pp Qq Rr Ss

Tt Uu Vv Ww

Xx Yy Zz

Read Liberia Activity

Student Activity Book

Kindergarten



Read Liberia Activity

STUDENT ACTIVITY BOOK

Kindergarten

This publication was produced with support from the U.S. Agency for International Development through *USAID Read Liberia Activity* under Contract No. AID-669-C-17-00003.

MINISTRY OF EDUCATION REPUBLIC OF LIBERIA
3rd Street Sinkor
P.O. BOX 10-9012
1000 MONROVIA,
10 LIBERIA WEST AFRICA



This work is available under the Creative Commons Attribution 3.0 IGO License (CC BY 3.0 IGO). To view a copy of this license, visit <https://creativecommons.org/licenses/by/3.0/igo/>. Under a Creative Commons Attribution license, you are free to copy, distribute, transmit, and adapt this work, even for commercial purposes, under the following conditions:

Attribution—If you copy and distribute this work in its entirety, without making changes to content or illustrations, please cite the work as follows: *Reproduced from an original work by the USAID and licensed under the Creative Commons Attribution 3.0 IGO License.*

Translations—If you create a translation of this work, please use the following label on your work: *Translated from an original work developed by the USAID and licensed under the Creative Commons Attribution 3.0 IGO License. This translation was not created by USAID and should not be considered an official USAID translation. USAID is not liable for any content or error in this translation.*

Adaptations—If you create an adaptation of this work, please use the following label on your work: *This is an adaptation of an original work developed by the USAID and licensed under the Creative Commons Attribution 3.0 IGO License. Views and opinions expressed in the adaptation are the sole responsibility of the author or authors of the adaptation and are not endorsed by USAID.*


Third party content—USAID does not necessarily own each component of the content contained within the work. USAID therefore does not warrant that the use of any third-party owned individual component or part contained in the work will not infringe on the rights of those third parties. The risk of claims resulting from such infringement rests solely with you. If you wish to re-use a component of the work, it is your responsibility to determine whether permission is needed for that re-use and to obtain permission from the copyright owner. Examples of components can include, but are not limited to, tables, figures, or images.

Contents

Week 1	1	Week 23	111
Week 2	6	Week 24	116
Week 3	11	Week 25	121
Week 4	16	Week 26	126
Week 5	21	Week 27	131
Week 6	26	Week 28	136
Week 7	31	Week 29	141
Week 8	36	Week 30	146
Week 9	41	Week 31	151
Week 10	46	Week 32	156
Week 11	51	Week 33	161
Week 12	56	Week 34	166
Week 13	61	Week 35	171
Week 14	66	Week 36	176
Week 15	71		
Week 16	76		
Week 17	81		
Week 18	86		
Week 19	91		
Week 20	96		
Week 21	101		
Week 22	106		

Make New Friends





boy




girl



friend(s)




Draw a picture.



Good morning, my friend!



I am glad you are here.



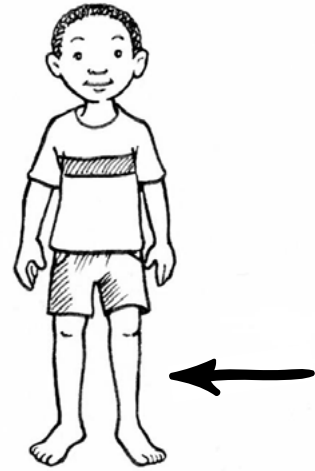
Say your name for us to hear!



Draw a picture.

Fatuma and Armah Run






legs



feet



arms



Draw a picture.

Walking, walking,



Hop, hop, hop.



Running, running,



Now let's stop.







Draw a picture.

Friends Play a Game





hands



fingers



elbows



Draw a picture.

Fingers on elbows,



Tap, tap, tap!



Hands together,



Clap, clap, clap!





Draw a picture.

Guess the Object

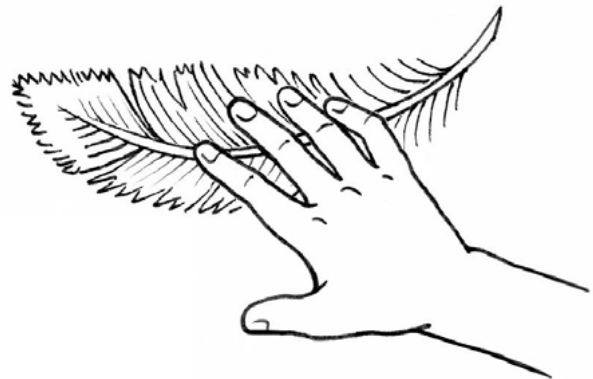




rough



smooth

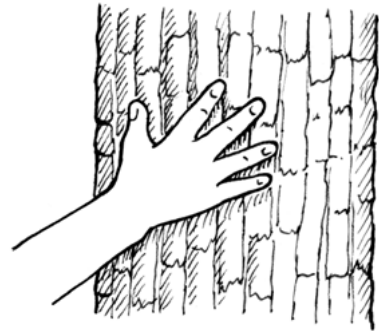


soft



Draw a picture.

**I use my hands to
touch, touch, touch.**



**I like to touch things
very much.**



**I use my feet to
touch things, too.**




**Then I can tell how
they feel to you.**

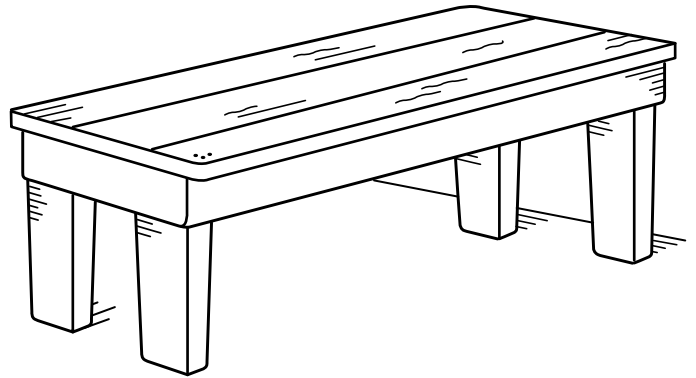





Draw a picture.

What We See and Hear

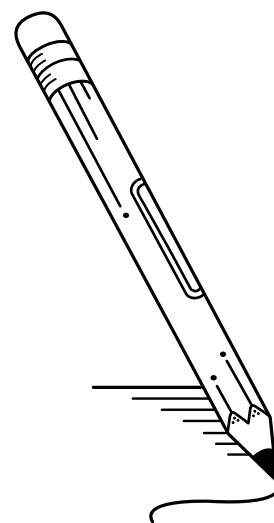




bench



book



pencil



Draw a picture.

Use your eyes
to look and see.



If you are wearing
sneakers, wave at me.



Use your ears to
listen and hear.



If you hear clapping,
touch your ear.





Draw a picture.

Yammah, Fatuma, and Armah Eat





smell



taste



delicious




Draw a picture.

I can smell things
with my nose.



Like flowers,




Or stinky toes.



I can taste things
with my mouth and tongue.



Like a delicious pawpaw,



Yum, yum, yum!





Draw a picture.

Fatuma and Armah Share Feelings





happy



sad



mad



Draw a picture.

I smile when I am happy.



I frown when I am sad.

I get a little grumpy,



When something
makes me mad.





Draw a picture.

A Thunder Storm





excited



scared



shy



Draw a picture.

Sometimes I feel excited.



Sometimes I feel shy.



Sometimes I feel scared.



I wonder why.





Draw a picture.

Fatuma's Family





brother



sister



grandparents



Draw a picture.



Families are made up of people,

Each one has a name.



Brother, sister, mother, father,


**No two families
are the same.**

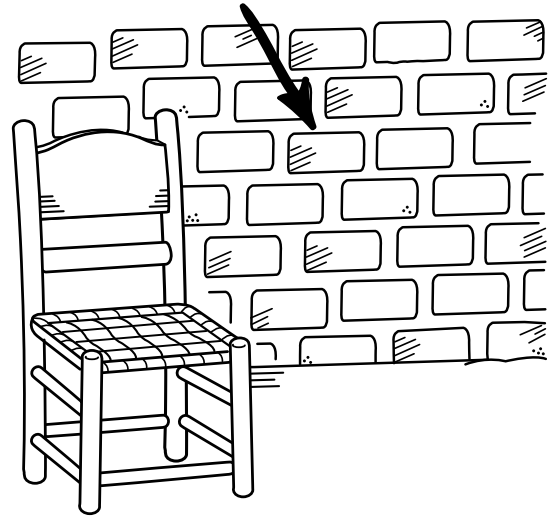





Draw a picture.

Fatuma and Armah's House






wall



floor




roof




Draw a picture.

I live in a little
brown house



With walls and
a floor inside.



It's got a roof on top
to keep me dry,



And a place outside
to hide.






Draw a picture.

Inside Fatuma and Armah's House






kitchen



bedroom



living room




Draw a picture.

My house has
3 bedrooms, 1, 2, 3.



We sleep in
them happily.




We cook in one room,



We sit in another,



And the front porch
is where I play
with my brother.







Draw a picture.

Fatuma and Armah's Clothing






shirt



pants

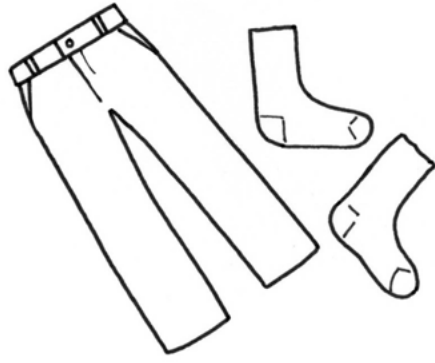


shoes

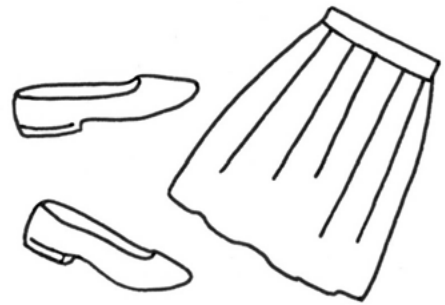


Draw a picture.

Put on your socks
and pants,




Your skirt and shoes.



We're going to school,




There's no time
to lose.





Draw a picture.

How to Stay Healthy






sick



healthy



germs



Draw a picture.



**Brush your teeth,
brush your teeth,**



**Give your teeth
a treat.**



**Brush up
and down
and all around,**



**To keep them
clean and neat.**



Draw a picture.

More Ways to Stay Healthy





exercise




moving




strong



Draw a picture.



**Stretch up, up, high,
Bend down low to the floor.**



**Then stand up again,
And do some more.**



Draw a picture.

Our Classroom Community





community



litter



helping



Draw a picture.

You and me,
you and me,



We are part of
a community.



We try our best
to keep it clean.




We are kind and
helpful, never mean.






Draw a picture.

Walking to School






danger



safe





traffic




Draw a picture.

First I STOP
before the street,
To see if any cars
I'll meet.



Then I LOOK first
left and right.





I LISTEN for cars not in sight.
I WALK—not run—I take it slow.
I watch and listen as I go.




Draw a picture.

Wheels on the Road






wheels




road




car




Draw a picture.



**Wheels on a bike, a truck, a car.
Let's count how many wheels
there are.**



A bike has two. A car has four.



Look, that big bus has even more!




Draw a picture.

Farm Vehicles







farm



vehicles



trucks



Draw a picture.

Pick the fruit.

Pick, pick, pick.



Load the truck.

Quick, quick, quick.



Drive to the market.

Off you go.



Not too fast and
not too slow.





Draw a picture.